



CARATTERISTICHE TECNICHE
 TECHNICAL CHARACTERISTICS
 TECHNISCHE ANGABEN
 CARACTÉRISTIQUES TECHNIQUES
 CARACTERÍSTICAS TÉCNICAS
 CARACTERÍSTICAS TÉCNICAS



Norma di Riferimento
 Reference standard
 Entspricht der Norm
 Norme de référence
 Normativa de referencia
 Norma de referência

1907/2006

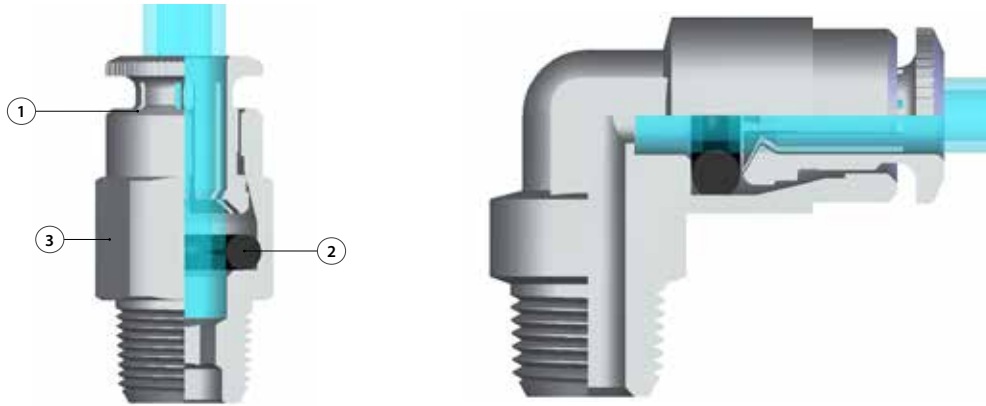
REACH ✓

2011/65/CE



PED
2014/68/UE

SILICON
FREE



Materiali e Componenti	IT	Component Parts and Materials	GB	Komponenten und Materialien	DE
1 Pinza in Ottone nichelato 2 Guarnizione O-Ring in HNBR 3 Corpo in Ottone nichelato		1 Nickel-plated Brass Collet 2 HNBR O-RING Seal 3 Nickel-plated Brass Body		1 Zange Messing vernickelt 2 O-Ring HNBR 3 Körper Messing vernickelt	
Matériaux et Composants	FR	Materiales y Componentes	ES	Materiais e Componentes	PT
1 Poussoir: Laiton nickelé 2 Joint torique: HNBR 3 Corps: Laiton nickelé		1 Pinza en latón niquelado 2 Junta tórica O-Ring en HNBR 3 Cuerpo en latón niquelado		1 Pinça em Latão Niquelado 2 Vedação O-Ring em HNBR 3 Corpo em Latão Niquelado	



Temperature

Temperatures

Temperatur

Températures

Temperaturas

Temperaturas

- 30 °C
 + 150 °C



Pressione minima
 Minimum pressure
 Druck minimum
 Pression minimale
 Presión mínima
 Pressão mínima

0 bar (0 MPa)

Pressione massima con fluidi
 Maximum pressure with fluids
 Druck maximum mit Flüssigkeiten
 Pression maximale avec fluides
 Presión máxima con fluidos
 Pressão máxima con fluidi

150 bar (15 MPa)

Pressione massima con aria
 Maximum pressure with air
 Druck maximum mit Luft
 Pression maximale avec air
 Presión máxima con aire
 Pressão máxima com ar

*** 30 bar (3 MPa)**



Fluidi compatibili

Olio / Acqua / Grasso

Fluids

Oil / Water / Grease

Geeignete Medien

Oel / Wasser / Fett

Fluides compatibles

Huile / Eau / Graisse

Fluidos compatibles

Aceite / Agua / Grasa

Fluidos compatíveis

Óleo / Água / Graxa



Tubi di Collegamento	IT	Connection Tubes	GB	Geeignete Rohre	DE
Tubi in materiale plastico: PA6, PA66 per Alta Pressione. * PA6, PA66, PA11, PA12, Polietilene, Poliuretano, FEP, PTFE.		Plastic tubes: PA6, PA66 for High Pressure. * PA6, PA66, PA11, PA12, Polyethylene, Polyurethane, PEF, PTFE.		Kunststoffrohre: PA6, PA66 für Hochdruck. * PA6, PA66, PA11, PA12, Polyethylen, Polyurethan, FEP, PTFE.	
Tubes Conseillés	FR	Tubos de Conexión	ES	Tubos de Conexão	PT
Tubes plastiques: PA6, PA66 pour Haute Pression. * PA6, PA66, PA11, PA12, Polyéthylène, Polyuréthane, PEF, PTFE.		Tubos en material plástico: PA6, PA66 per Alta Presión. * PA6, PA66, PA11, PA12, Polietileno, Poliuretano, PEF, PTFE.		Tubos em material plástico: PA6, PA66 para Alta Pressione. * PA6, PA66, PA11, PA12, Polietileno, Poliuretano, PEF, PTFE.	



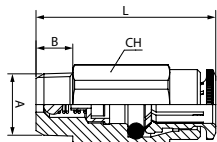
Filettatura	IT	Threads	GB	Gewindearten	DE
Gas conica conforme ISO 7.1, BS 21, DIN 2999. Metrica conica conforme UNI 7707.		Tapered gas in conformity with ISO 7.1, BS 21, DIN 2999. Metric Tapered in conformity with UNI 7707.		Konisches Gewinde nach Norm ISO 7.1, BS 21, DIN 2999. Metrisches konisches Gewinde nach Norm UNI 7707.	
Filetages	FR	Roscas	ES	Roscas	PT
Filetage conique conforme: ISO 7.1, BS 21, DIN 2999. Filetage métrique conforme UNI 7707.		Gas cónica conforme ISO 7.1, BS 21, DIN 2999. Métrica cónica conforme UNI 7707.		Gas cónica conforme ISO 7.1, BS 21, DIN 2999. Métrica cónica conforme UNI 7707.	

58085

New

RACCORDO DIRITTO MASCHIO CONICO CON VALVOLA UNIDIREZIONALE

NON-RETURN - PUSH-IN - THREAD (TAPER)
 RÜCKSCHLAVENTILE - DURCHFLUSS VOM STECKANSCHLUSS ZU KONISCH AUSSENGEWINDE
 CLAPET ANTI-RETOUR - CONNEXION INSANTANEE - FILETAGE MALE CONIQUE
 VALVOLA UNIDIREZIONALE - TUBO - ROSCA MACHO CÔNICO
 VALVULA ANTI-RETORNO - CONEXOES PUSH-IN - ROSCA MACHO CÔNICA



Code	Tube	A	B	L	CH	Pack.
58085 00 001	4	M10x1	6	29	10	10
58085 00 002	6	M10x1	6	29.5	12	10

Fluidi compatibili
 Fluids
 Geeignete Medien
 Fluides compatibles
 Fluidos compatibles
 Fluidos compatíveis

Solo Grasso
 Only Grease
 Nur Fett
 Juste Graisse
 Solo Grasa
 Solo Graxa

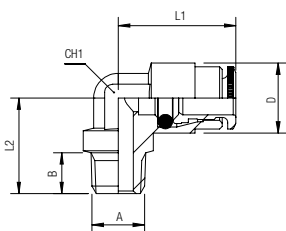


58100

New

RACCORDO A L MASCHIO CONICO

ELBOW MALE ADAPTOR (TAPER)
 WINKELVERSCHRAUBUNG KONISCH (NICHT DREHBAR)
 EQUERRE MÂLE NON ORIENTABLE, CONIQUE
 RACOR A L MACHO CÔNICO
 CONEXÃO EM "L" COM ROSCA MACHO CÔNICA



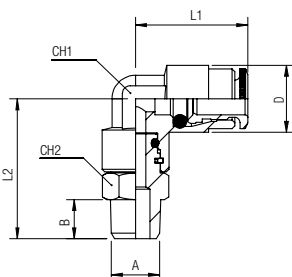
Code	Tube	A	B	L1	L2	CH1	D	Pack.
58100 00 011	4	M6x0,75	6	18	15	8	10.5	10
58100 00 001	4	M6x1	6	18	15	8	10.5	10
58100 00 002	4	M8x1	6	18	15	8	10.5	10
58100 00 013	4	M8x1.25	7	18	15	8	10.5	10
58100 00 003	4	M10x1	6.5	18	15	8	10.5	10
58100 00 015	4	M10x1.5	7.5	18	16.5	8	10.5	10
58100 00 004	4	1/8	7.5	18	15	8	10.5	10
58100 00 016	4	1/4	11	18	21.5	8	10.5	10
58100 00 012	6	M6x0,75	6	21	17	10	13	10
58100 00 005	6	M6x1	6	21	17	10	13	10
58100 00 006	6	M8x1	6	21	17	10	13	10
58100 00 010	6	M8x1.25	7	21	18	10	13	10
58100 00 007	6	M10x1	6.5	21	17	10	13	10
58100 00 017	6	M10x1.5	7.5	21	17	10	13	10
58100 00 008	6	1/8	7.5	21	17.5	10	13	10
58100 00 009	6	1/4	11	21	21.5	10	13	10

58111

New

RACCORDO A L ORIENTABILE MASCHIO CONICO

ORIENTING ELBOW MALE ADAPTOR (TAPER)
 WINKELVERSCHRAUBUNG KONISCH (DREHBAR)
 EQUERRE MÂLE ORIENTABLE, CONIQUE
 RACOR A L ORIENTABLE MACHO CÔNICO
 CONEXÃO EM "L" ORIENTÁVEL COM ROSCA MACHO CÔNICA



Code	Tube	A	B	L1	L2	CH1	CH2	D	Pack.
58111 00 001	4	M6x1	6	18	22.5	8	11	10.5	10
58111 00 002	4	M8x1	6	18	22.5	8	11	10.5	10
58111 00 013	4	M8x1.25	7	18	26.5	8	11	10.5	10
58111 00 003	4	M10x1	6.5	18	22.5	8	11	10.5	10
58111 00 015	4	M10x1.5	7.5	18	26.5	8	11	10.5	10
58111 00 004	4	1/8	7.5	18	24	8	11	10.5	10
58111 00 010	4	1/4	11	18	26.5	8	14	10.5	10
58111 00 005	6	M6x1	6	21	25.5	10	11	13	10
58111 00 006	6	M8x1	6	21	25.5	10	11	13	10
58111 00 016	6	M8x1.25	7	21	26.5	10	11	13	10
58111 00 007	6	M10x1	6.5	21	22.5	10	11	13	10
58111 00 017	6	M10x1.5	7.5	21	27	10	11	13	10
58111 00 008	6	1/8	7.5	21	27	10	11	13	10
58111 00 009	6	1/4	11	21	30	10	14	13	10