

Thread Stems


- Thread stems made of steel zinc-plated and yellow passivated (free of chrome VI)
- Turned stem profile for perfect hose fit
- Maximum bore for maximum flow rate
- Suitable for compressed air supply and other media in construction, industry or plant engineering

Materials

- Thread stem: Steel zinc-plated and yellow passivated (free of chrome VI)


Max. Working Pressure	Thread	Media
PN 16 / 25 bar	ISO 228 / DIN 405	Compressed Air

Male thread stems without safety collar*


Hose connect.	Thread connect.	L	SW	L1	L2	Passage		Weight	Type No.
Hose i.D. 9	G 1/4 m	44	14	9	28	6	10	22	G 14-9 T
Hose i.D. 10	G 3/8 m	45	19	10	28	7	10	31	G 38-10 T
Hose i.D. 13	G 1/4 m	44	17	9	28	8.5	10	35	G 14-13 T
Hose i.D. 13	G 3/8 m	45	19	10	28	10	10	35	G 38-13 T
Hose i.D. 13	G 1/2 m	65	22	15	41	10	10	60	G 12-13 T
Hose i.D. 13	G 3/4 m	65	27	16	41	10	10	85	G 34-13 T
Hose i.D. 15	G 3/8 m	48	22	10	41	10	10	45	G 38-15 T
Hose i.D. 15	G 1/2 m	65	22	15	41	12	10	62	G 12-15 T
Hose i.D. 15	G 3/4 m	65	27	16	41	12	10	92	G 34-15 T
Hose i.D. 19	G 1/2 m	65	22	15	41	14	10	82	G 12-19 T
Hose i.D. 19	G 3/4 m	65	27	16	41	15	10	99	G 34-19 T
Hose i.D. 25	G 3/4 m	65	27	16	39	19	10	118	G 34-25 T

*PN 16 bar

For hose clamps DIN 20039 A, type SL (☉ page 253)




Male thread stems with safety collar**


Hose connect.	Thread connect.	L	SW	L1	L2	∅Collar	Passage		Weight	Type No.
Hose i.D. 13	G 1/2 m	73	22	40	15	22	10	10	75	G 12-13 TB
Hose i.D. 19	G 3/4 m	72	32	40	15	32	15	10	142	G 34-19 TB
Hose i.D. 19	G 1 m	74	36	40	17	32	15	10	175	G 10-19 T
Hose i.D. 25	G 1 m	80	36	41	17	36	20	10	220	G 10-25 T
Hose i.D. 25	G 1 1/4 m	90	46	48	18	39	20	5	321	G 54-25 T
Hose i.D. 32	G 1 1/4 m	92	46	48	20	45	25	5	406	G 54-32 T
Hose i.D. 38	G 1 1/2 m	100	55	51	22	53	33	1	532	G 15-38 T
Hose i.D. 42	G 1 1/2 m	100	55	51	22	54	35	1	571	G 15-42 T
Hose i.D. 50	G 2 m	125	65	72	25	64	42	1	943	G 20-50 T
Hose i.D. 53	G 2 m	125	75	72	25	74	44	1	1123	G 20-53 T
Hose i.D. 75	G 3 m	185	90	120	30	95	68	1	2033	G 30-75 T

**PN 25 bar

For hose clamps DIN 20039 B, type SK (☉ page 253)



Female thread stems with safety collar**

Hose connect.	Thread connect.	L	SW	L1	L2	∅Collar	Passage		Weight	Type No.
Hose i.D. 19	G 3/4 f	71	32	19	40	32	15	10	134	G 34-19 TI
Hose i.D. 19	G 1 f	73	41	20	40	32	15	10	197	G 10-19 TI
Hose i.D. 25	G 1 f	75	41	20	41	36	20	10	227	G 10-25 TI
Hose i.D. 25	G 1 1/4 f	80	50	23	41	36	20	5	323	G 54-25 TI
Hose i.D. 32	G 1 1/4 f	86	50	23	48	45	25	5	390	G 54-32 TI

**PN 25 bar

For hose clamps DIN 20039 B, type SK (☉ page 253)

