

Complete Screwing Sets

DIN 8537/20 033 with Hose Stem

- Complete screwing sets made of steel/ malleable iron zinc-plated and yellow passivated (free of chrome VI), consisting of connecting nut and tapered stem
- Complete screwing sets with safety collar and turned stem profile for perfect hose fit
- Tapered stems with cone 1:3 always with additional O-ring sealing
- Suitable for connecting nipples (☺ page 234/ 235)
- Worldwide used system for compressed air supply water, etc. in construction, mining or tunnelling


Materials

- Tapered stem: Steel/ malleable iron zinc-plated and yellow passivated (free of chrome VI)
- Connecting nut: Malleable iron zinc-plated and yellow passivated (free of chrome VI)
- Seals: NBR

Max. Working Pressure	Temperature	Thread	Norm	Media
PN 16 / 25 bar	- 40°C – + 95°C	ISO 228 / DIN 405	DIN 8537 / 20 033	Compressed Air / Water

Complete Screwing Sets with safety collar

Hose connect.	Thread connect.	L	B	Cone	∅Collar	Passage	Weight	Type No.
Hose i.D. 13	G 3/4 f	79	58	1:4	21	10	166	34/13 S
Hose i.D. 15	G 3/4 f	79	58	1:4	26	12	175	34/15 S
Hose i.D. 19	G 3/4 f	80	58	1:4	33	13	200	34/19 S
Hose i.D. 19	G 1 f	85	65	1:3	33	15	244	10/19 S
Hose i.D. 25	G 1 f	90	65	1:3	38	16	290	10/25 S
Hose i.D. 13	Rd 32x1/8 f	83	65	1:3	22	10	249	32/13 S
Hose i.D. 15	Rd 32x1/8 f	85	65	1:3	26	12	229	32/15 S
Hose i.D. 19	Rd 32x1/8 f	85	65	1:3	33	15	251	32/19 S
Hose i.D. 25	Rd 32x1/8 f	90	65	1:3	38	16	310	32/25 S
Hose i.D. 25	Rd 38x1/8 f	98	76	1:3	38	19	426	38/25 S
Hose i.D. 32	Rd 46x1/6 f	124	86	1:3	50	25	685	46/32 S
Hose i.D. 35	Rd 55x1/6 f	131	95	1:3	55	30	829	55/35 S
Hose i.D. 38	Rd 55x1/6 f	131	95	1:3	55	31	864	55/38 S
Hose i.D. 42	Rd 62x1/6 f	139	105	1:3	63	35	1216	62/42 S
Hose i.D. 38	Rd 75x1/6 f	140	137	1:3	55	31	1420	75/38 S
Hose i.D. 50	Rd 75x1/6 f	149	137	1:3	77	45	1725	75/50 S
Hose i.D. 53	Rd 75x1/6 f	149	137	1:3	77	45	1848	75/53 S
Hose i.D. 75	Rd 105x1/4 f	206	158	1:3	110	67	3974	105/75 S



For hose clamps DIN 20039 B, type SK (☺ page 253)

For higher temperatures and pressure we recommend steam screwings DIN EN 14423 (☺ page 340)

FlatLock Flat Hose Screwings (☺ page 232)

We also manufacture flat hose screwings according to certain specifications or hose samples including assembly recommendations for crimping ferrule, safety clamp, wire or steel band. Various types on stock!



NEW!

High pressure applications:

For products that require 40 bar to 100 bar operating pressure, please contact our expert sales team.


Connecting Nuts and Tapered Stems

DIN 8537/20 033

- Screwings with cone made of steel/ malleable iron zinc-plated and yellow passivated (free of chrome VI), consisting of connecting nut and tapered stem without safety collar
- Turned stem profile for perfect hose fit
- Tapered stems with cone 1:3 always with additional O-ring sealing
- Suitable for connecting nipples (☺ page 234/ 235)
- **Worldwide used system for compressed air supply, water, etc. in construction, mining or tunnelling**

Max. Working Pressure	Temperature	Media
PN 16 / 25 bar	- 40°C – + 95°C	Compressed Air / Water

Connecting Nuts made of malleable iron corresponding to →


Thread connection	L	B	Passage		Weight	Type No.
G 3/4 f	23	58	21.5	10	92	UM 34
G 1 f	28	65	23	10	133	UM 10
Rd 32x1/8 f	28	65	23	10	139	UM 32
Rd 32x1/8 f	28	65	27,5	10	129	UM 32/2
G 1 f	28	65	27,5	10	124	UM 10/2
Rd 38x1/8 f	33	76	29	10	234	UM 38 UM 38-2
Rd 46x1/6 f	36	86	35	1	301	UM 46
Rd 55x1/6 f	38	95	43	1	378	UM 55
Rd 62x1/6 f	44	105	49	1	555	UM 62
Rd 75x1/6 f	50	137	61	1	797	UM 75
Rd 105x1/4 f	60	158	89	1	1545	UM 105



Materials

- Connecting nut: Malleable iron zinc-plated and yellow passivated (free of chrome VI)
- Tapered stem: Steel zinc-plated and yellow passivated (free of chrome VI)
- Seals: NBR

Tapered stems made of steel

Hose connection	L	B	Cone		Weight	Type No.
Hose i.D. 13	79	24	1:4	10	74	T 13 B
Hose i.D. 15	79	24	1:4	10	72	T 15 B
Hose i.D. 19	80	24	1:4	10	94	T 19 B
Hose i.D. 13	80	28	1:3	10	104	ST 13 B
Hose i.D. 15	80	28	1:3	10	83	ST 15 B
Hose i.D. 19	80	28	1:3	10	100	ST 19 B
Hose i.D. 19	80	28	1:3	10	105	ST 19 B-PH*
Hose i.D. 13	80	28	1:3	10	104	ST 13 B
Hose i.D. 15	80	28	1:3	10	83	ST 15 B
Hose i.D. 19	80	28	1:3	10	100	ST 19 B
Hose i.D. 19	80	28	1:3	10	109	ST 19 B-PH*
Hose i.D. 25	85	29	1:3	10	163	ST 25 B/3
Hose i.D. 25	85	30	1:3	10	148	ST 25 B/2
Hose i.D. 25	90	33	1:3	10	164	ST 25 B
Hose i.D. 25	88,5	33	1:3	10	200	ST 25 B-PH*
Hose i.D. 32	120	40	1:3	1	355	ST 32 B
Hose i.D. 38	125	48	1:3	1	465	ST 38 B
Hose i.D. 38	110	48	1:3	1	420	ST 38 B-PH*
Hose i.D. 42	130	57	1:3	1	558	ST 42 B
Hose i.D. 50	140	68	1:3	1	896	ST 50 B
Hose i.D. 53	140	68	1:3	1	947	ST 53 B
Hose i.D. 75	189	98	1:3	1	1990	ST 75 B



For hose clamps DIN 20039 A, type SL (© page 253)

*for hydraulic crimping with ferrule (© page 245)

other types also available on request!