

Claw Couplings

with Brass Seal

- Robust claw couplings made of malleable iron zinc-plated and yellow passivated (free of chrome VI) with safety notches
- 100 % function check and sight control
- With brass seal, oil-resistant hose ring and zinc-plated screw
- Easy to couple, no loosening or sticking of the seal by itself when coupled
- Always needs to be coupled with a standard claw coupling with rubber seal!
- **Universal couplings for compressed air supply in construction and industry, mainly used at the compressor or air tool**

Materials

- Claw, connector: Malleable iron zinc-plated and yellow passivated (free of chrome VI)
- Screw: Steel zinc-plated and yellow passivated (free of chrome VI) • Seals: Brass

Max. Working Pressure	Temperature	Thread	Claw distance	Media	
PN 10 bar	-40°C – +95°C	ISO 228	42 mm	Compressed Air	10




Claw Couplings with hose barb and brass seal

Hose connection	L	B	L1	Passage	Weight	Type No.
Hose i.D. 13	78	63	39	8.5	212	SKM 13*
Hose i.D. 15	88	63	39	11	226	SKM 15*
Hose i.D. 19	84	63	46	15	211	SKM 19
Hose i.D. 25	84	63	46	19	225	SKM 25

For hose clamps type SL DIN 20039 A (© page 253)

*two parts with thread stem made of steel



Claw Couplings with female thread and brass seal

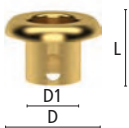
Thread connection	L	SW	B	L1	Passage	Weight	Type No.
G 1/2 f	50	32	63	14	17	220	KIM 12
G 3/4 f	50	32	63	14.5	17	200	KIM 34
G 1 f	52	41	63	17	17	260	KIM 10



Claw Couplings with male thread and brass seal

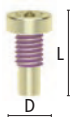
Thread connection	L	SW	B	L1	Passage	Weight	Type No.
G 1/2 m	55	27	63	14	11	193	KAM 12
G 3/4 m	51	32	63	14	17	206	KAM 34
G 1 m	48	40	63	15	17	213	KAM 10

Male thread sealing with PVC sealing ring type HPD (© page 212)



Original spare parts for claw couplings with brass seal

Type	L	D	D1	Material		Weight	Type No.
Brass sleeve	21	32	17	Brass	10	12.5	MOOH
Hose ring	12	28	23	NBR	100	3.2	SOOR
Steel screw M5	14	7	-	Steel zinc-pl. + yellow pass.	100	2	HOOS



Claw Couplings

with Bore for Safety-Clips

- Robust claw couplings made of malleable iron zinc-plated and yellow passivated (free of chrome VI)
- 100 % function check and sight control
- With oil-resistant rubber ring GOER, on request with steam resistant rubber ring GDOR (up to +200°C), surcharge: 6.72 Euro
- When coupled, can be secured against accidental opening through safety-clips DIN 11024
- Universal coupling, used worldwide mainly in mining or tunnelling

Materials

- Claw, connector: Malleable iron zinc-plated and yellow passivated (free of chrome VI)
- Seals: NBR

Max. Working Pressure	Temperature	Thread	Claw distance	Media	☰
PN 10 bar	-40°C – +95°C	ISO 228, NPT	42 mm	Compressed Air	10

Claw Couplings with hose barb and safety collar

Hose connection	L	B	L1	Passage	Weight	Type No.
Hose i.D. 13	74	63	40	8.5	167	SKSS 13
Hose i.D. 19	75	63	40	15	196	SKSS 19
Hose i.D. 25	75	63	40	19	222	SKSS 25

For hose clamps DIN 20039 B, type SK (☰ page 253) safe hose assembly

Claw Couplings with female thread

Thread connection	L	SW	B	L1	Passage	Weight	Type No.
G 1/2 f	37	27	63	14	18.5	141	KISS 12
G 3/4 f	39	32	63	14.5	20	145	KISS 34
G 1 f	41	41	63	18	20	182	KISS 10
NPT 1 f	41	41	63	18	20	180	KISS 10 NPT

Claw Couplings with male thread

Thread connection	L	SW	B	L1	Passage	Weight	Type No.
G 1/2 m	49	27	63	14	13	170	KASS 12
G 3/4 m	49	32	63	15	17	182	KASS 34
G 1 m	53	39	63	15.5	20	199	KASS 10

Male thread sealing with PVC sealing ring type HPD (☰ page 212)

Original Rubber Rings

Resistance	L	D	D1	Material	Temp.°C	Media	Colour	Shore A	☰	Weight	Type No.
Oil	11	34	20	NBR	-40 – +95	Compr. Air	black	65°	100	6	GOER
Steam	10	33	20	TFEP	-15 – +200	Steam	red	65°	10	6	GDOR

Universal Safety-Clips DIN 11024

L	B	D	Material	☰	Weight	Type No.
63	27	3	Steel zinc-plated	50	10	USC-1

