

# Claw Couplings

made of Hardened Steel, Interchangeable with Type „Atlas Copco“

- Durable, extremely robust claw coupling made of steel, additionally hardened, zinc-plated and yellow passivated (free of chrome VI), equivalent to type Atlas Copco
- With oil-resistant rubber ring GOER, on request with steam resistant rubber ring GDOR (up to +200°C), surcharge: 6,72 Euro
- Maximum bore for maximum flow rate to reach best tool performance
- Turned stem profile for perfect hose fit - Turned gasket seat, therefore 100 % leakage-proof
- High-quality coupling for compressed air supply in construction and industry

## Materials

- Claw, connector: Steel hardened, zinc-plated and yellow passivated (free of chrome VI)
- Locking nut: Brass MS 58 plain
- Seals: NBR

Max. Working Pressure	Temperature	Thread	Claw distance	Media	
PN 16 bar	-40°C – +95°C	ISO 228, NPT	42 mm	Compressed Air	10

## Claw Couplings with hose barb

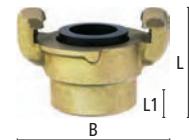
Hose connection	L	B	L1	Passage	Weight	Type No.
Hose i.D. 10	63	62	35	8	141	ACK 38 T
Hose i.D. 12.5	63	62	35	10.5	136	ACK 12 T
Hose i.D. 20	70	62	45	17	165	ACK 34 T
Hose i.D. 25	73	62	46	20	173	ACK 10 T

For hose clamps DIN 20039 A, type SL (☺ page 253)  
Swivelling version on request.



## Claw Couplings with female thread

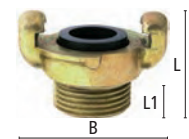
Thread connection	L	B	L1	Passage	Weight	Type No.
G 3/8 f	40	62	16	15	182	ACK 38 I
G 1/2 f	40	62	16	19	203	ACK 12 I
G 3/4 f	40	62	16	20	176	ACK 34 I
NPT 3/4 f	40	62	16	20	176	ACK 34 I-NPT
G 1 f	40	62	17	20	160	ACK 10 I
NPT 1 f	40	62	17	20	155	ACK 10 I-NPT




## Claw Couplings with male thread


Thread connection	L	B	L1	Passage	Weight	Type No.
G 3/8 m	40	62	14	11	142	ACK 38 A
G 1/2 m	40	62	14	15	152	ACK 12 A
G 3/4 m	40	62	15	19	148	ACK 34 A
NPT 3/4 m	41	62	16	19	150	ACK 34 A-NPT
G 1 m	40	62	15	20	152	ACK 10 A

Male thread sealing with PVC sealing ring type HPD and original rubber rings (☺ page 212)




## Blank Ends

Version	L	B		Weight	Type No.
without chain	40	62	10	140	ACKO
with chain	40	62	10	150	ACKM
chain (spare part)	200	-	25	7	VKM-K



## MODY-Safety-Screwing Couplings with hose barb and thread-protective ring and new sealing-ring, on both sides guided in seal holder

Hose connection	L	B	L1	Passage		Weight	Type No.
Hose i.D. 12.5	92	62	41	10	5	321	ACS 13
Hose i.D. 19	92	62	41	17	5	331	ACS 19
Hose i.D. 25	92	62	41	19	5	356	ACS 25

For hose clamps DIN 20039 A, type SL (☺ page 253)



## Original MODY-Rubber Rings – Standard and Old Version

(☺ page 215)