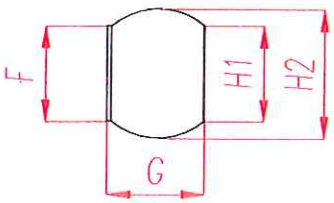
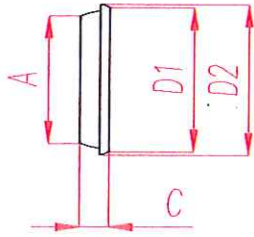
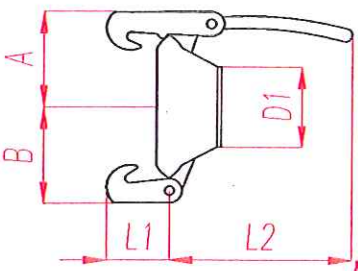




QUICK ACTION COUPLING FERRARI TYPE

 <p>MALE</p>	<table border="1" style="width: 100%; border-collapse: collapse;"> <thead> <tr> <th>ø (mm)</th> <th>F</th> <th>G</th> <th>H1</th> <th>H2</th> <th>WEIGHT(KG)</th> </tr> </thead> <tbody> <tr><td>48</td><td>45</td><td>52</td><td>50</td><td>70</td><td>0,245</td></tr> <tr><td>60</td><td>55</td><td>70</td><td>65</td><td>90</td><td>0,35</td></tr> <tr><td>80</td><td>76</td><td>81</td><td>85</td><td>110</td><td>0,415</td></tr> <tr><td>100</td><td>96</td><td>90</td><td>103</td><td>130</td><td>0,7</td></tr> <tr><td>120</td><td>115</td><td>97</td><td>124</td><td>150</td><td>0,9</td></tr> <tr><td>150</td><td>145</td><td>100</td><td>155</td><td>180</td><td>1,1</td></tr> </tbody> </table>	ø (mm)	F	G	H1	H2	WEIGHT(KG)	48	45	52	50	70	0,245	60	55	70	65	90	0,35	80	76	81	85	110	0,415	100	96	90	103	130	0,7	120	115	97	124	150	0,9	150	145	100	155	180	1,1							
ø (mm)	F	G	H1	H2	WEIGHT(KG)																																													
48	45	52	50	70	0,245																																													
60	55	70	65	90	0,35																																													
80	76	81	85	110	0,415																																													
100	96	90	103	130	0,7																																													
120	115	97	124	150	0,9																																													
150	145	100	155	180	1,1																																													
 <p>RING</p>	<table border="1" style="width: 100%; border-collapse: collapse;"> <thead> <tr> <th>ø (mm)</th> <th>A</th> <th>C</th> <th>D1</th> <th>D2</th> <th>WEIGHT(KG)</th> </tr> </thead> <tbody> <tr><td>48</td><td>62</td><td>18</td><td>70</td><td>94</td><td>0,12</td></tr> <tr><td>60</td><td>80</td><td>21</td><td>90</td><td>115</td><td>0,15</td></tr> <tr><td>80</td><td>96</td><td>30</td><td>110</td><td>140</td><td>0,33</td></tr> <tr><td>100</td><td>118</td><td>30</td><td>130</td><td>170</td><td>0,475</td></tr> <tr><td>120</td><td>142</td><td>38</td><td>155</td><td>190</td><td>0,71</td></tr> <tr><td>150</td><td>175</td><td>38</td><td>185</td><td>220</td><td>0,98</td></tr> </tbody> </table>	ø (mm)	A	C	D1	D2	WEIGHT(KG)	48	62	18	70	94	0,12	60	80	21	90	115	0,15	80	96	30	110	140	0,33	100	118	30	130	170	0,475	120	142	38	155	190	0,71	150	175	38	185	220	0,98							
ø (mm)	A	C	D1	D2	WEIGHT(KG)																																													
48	62	18	70	94	0,12																																													
60	80	21	90	115	0,15																																													
80	96	30	110	140	0,33																																													
100	118	30	130	170	0,475																																													
120	142	38	155	190	0,71																																													
150	175	38	185	220	0,98																																													
 <p>SOCKET</p>	<table border="1" style="width: 100%; border-collapse: collapse;"> <thead> <tr> <th>ø (mm)</th> <th>A</th> <th>B</th> <th>L1</th> <th>L2</th> <th>D1</th> <th>WEIGHT(KG)</th> </tr> </thead> <tbody> <tr><td>48</td><td>60</td><td>60</td><td>40</td><td>120</td><td>45</td><td>0,36</td></tr> <tr><td>60</td><td>70</td><td>70</td><td>40</td><td>130</td><td>56</td><td>0,75</td></tr> <tr><td>80</td><td>90</td><td>90</td><td>55</td><td>155</td><td>76</td><td>0,85</td></tr> <tr style="background-color: yellow;"><td>100</td><td>100</td><td>100</td><td>55</td><td>155</td><td>95</td><td>0,95</td></tr> <tr><td>120</td><td>110</td><td>110</td><td>55</td><td>155</td><td>114</td><td>1,25</td></tr> <tr><td>150</td><td>128</td><td>128</td><td>55</td><td>155</td><td>145</td><td>1,9</td></tr> </tbody> </table>	ø (mm)	A	B	L1	L2	D1	WEIGHT(KG)	48	60	60	40	120	45	0,36	60	70	70	40	130	56	0,75	80	90	90	55	155	76	0,85	100	100	100	55	155	95	0,95	120	110	110	55	155	114	1,25	150	128	128	55	155	145	1,9
ø (mm)	A	B	L1	L2	D1	WEIGHT(KG)																																												
48	60	60	40	120	45	0,36																																												
60	70	70	40	130	56	0,75																																												
80	90	90	55	155	76	0,85																																												
100	100	100	55	155	95	0,95																																												
120	110	110	55	155	114	1,25																																												
150	128	128	55	155	145	1,9																																												
QUICK ACTION COUPLING FERRARI TYPE ø 48 WEIGHT(KG)					0,725																																													
QUICK ACTION COUPLING FERRARI TYPE ø 60 WEIGHT(KG)					1,25																																													
QUICK ACTION COUPLING FERRARI TYPE ø 80 WEIGHT(KG)					1,595																																													
QUICK ACTION COUPLING FERRARI TYPE ø 100 WEIGHT(KG)					2,125																																													
QUICK ACTION COUPLING FERRARI TYPE ø 120 WEIGHT(KG)					2,86																																													
QUICK ACTION COUPLING FERRARI TYPE ø 150 WEIGHT(KG)					3,98																																													

X.1C