

# Kamlok Quick Couplings

DIN EN 14 420-7, MIL-C-27487 made of Stainless Steel 1.4401

- High-quality, robust couplings according to US-Mil.-Standard (MIL-C-27487) or DIN EN 14 420-7 (former DIN 2828) made of stainless steel 1.4401
- Interchangeable with common worldwide used types
- Female threads with thread sealing ring made of PTFE
- Seals made of NBR, Hypalon, EPDM and FKM, as well as handles and spare parts
- Couplings always come with handle securing and safety clips (steel zinc-plated)
- **Universal coupling for aggressive media (depending on mixture/ concentration) in chemical and petrochemical industry, steel and food industry, medical technology, shipbuilding or agriculture**
- **Current information about standards for DIN EN 14 420-7 (page 335)**


## Materials

- Female part, male part, handle: Stainless Steel 1.4401
- Seals: NBR

Max. Working Pressure	Temperature	Thread	Norm	Media	
PN 16 bar	-40°C – +95°C	ISO 228 / DIN EN 10226	MIL-C-27487/ DIN EN 14 420-7	Different	1


## Couplings with hose stem (MIL-C-27487)

Hose connect.	L	B	Type-Size	ID	Passage	DN	System	Weight	Type No.
Hose i.D. 13	86	40	50	24.5	8	15	one handle w/o safety clip	150	50-C-SS-BU
Hose i.D. 19	82	63	75	32.4	14	20	two handles w safety clip	238	75-C-SS-BU
Hose i.D. 25	97	72	100	37.3	20	25	two handles w safety clip	358	100-C-SS-BU
Hose i.D. 32	108	83	125	46	25.5	32	two handles w safety clip	600	125-C-SS-BU
Hose i.D. 38	112	90	150	54	32	40	two handles w safety clip	723	150-C-SS-BU
Hose i.D. 50	130	102	200	63.8	44	50	two handles w safety clip	846	200-C-SS-BU
Hose i.D. 63	136	119	250	76.5	56.5	65	two handles w safety clip	1214	250-C-SS-BU
Hose i.D. 75	162	135	300	92.2	75	80	two handles w safety clip	1834	300-C-SS-BU
Hose i.D. 100	163	174	400	120.3	95	100	two handles w safety clip	3045	400-C-SS-BU




## Couplings with female thread and thread sealing ring (DIN EN 14 420-7 Form DF)

Thread connect.	L	B	Type-Size	ID	Passage	DN	System	Weight	Type No.
G 1/2 f	45	40	50	24.5	15	15	one handle w/o safety clip	147	50-D-SS-BU
G 3/4 f	51	63	75	32.4	17.5	20	two handles w safety clip	265	75-D-SS-BU
G 1 f	62	72	100	37.3	23	25	two handles w safety clip	398	100-D-SS-BU
G 1 1/4 f	70	83	125	46	31	32	two handles w safety clip	773	125-D-SS-BU
G 1 1/2 f	71	90	150	54	37	40	two handles w safety clip	817	150-D-SS-BU
G 2 f	78	102	200	63.8	47	50	two handles w safety clip	880	200-D-SS-BU
G 2 1/2 f	77	119	250	76.5	62	65	two handles w safety clip	1221	250-D-SS-BU
G 3 f	91	135	300	92.2	75	80	two handles w safety clip	1802	300-D-SS-BU
G 4 f	85	174	400	120.3	103	100	two handles w safety clip	2354	400-D-SS-BU




## Couplings with male thread (DIN EN 14 420-7 Form BF)

Thread connect.	L	B	Type-Size	ID	Passage	DN	System	Weight	Type No.
R 1/2 m	47	40	50	24.5	14	15	one handle w/o safety clip	130	50-B-SS-BU
R 3/4 m	54	63	75	32.4	19	20	two handles w safety clip	233	75-B-SS-BU
R 1 m	64	72	100	37.3	25	25	two handles w safety clip	343	100-B-SS-BU
R 1 1/4 m	70	83	125	46	32	32	two handles w safety clip	592	125-B-SS-BU
R 1 1/2 m	71	90	150	54	38	40	two handles w safety clip	694	150-B-SS-BU
R 2 m	77	102	200	63.8	51	50	two handles w safety clip	708	200-B-SS-BU
R 2 1/2 m	85	119	250	76.5	63	65	two handles w safety clip	1007	250-B-SS-BU
R 3 m	95	135	300	92.2	75	80	two handles w safety clip	1438	300-B-SS-BU
R 4 m	90	174	400	120.3	102	100	two handles w safety clip	1988	400-B-SS-BU



## Dust cap (DIN EN 14 420-7 Form DC)

L	B	Type-Size	ID	DN	System	Weight	Type No.
42	40	50	24.5	15	one handle w/o safety clip	123	50-DC-SS-BU
42	63	75	32.4	20	two handles w safety clip	183	75-DC-SS-BU
49	72	100	37.3	25	two handles w safety clip	274	100-DC-SS-BU
57	83	125	46	32	two handles w safety clip	493	125-DC-SS-BU
59	90	150	54	40	two handles w safety clip	559	150-DC-SS-BU
63	102	200	63.8	50	two handles w safety clip	756	200-DC-SS-BU
67	119	250	76.5	65	two handles w safety clip	897	250-DC-SS-BU
70	135	300	92.2	80	two handles w safety clip	1296	300-DC-SS-BU
70	174	400	120.3	100	two handles w safety clip	1898	400-DC-SS-BU



# Kamlok Quick Plugs

made of Stainless Steel 1.4401

## Plugs with hose stem (MIL-C-27487)

Hose connect.	L	Type-Size	ID	Passage	DN	Weight	Type No.
Hose i.D. 13	87	50	24.3	8	15	120	50-E-SS
Hose i.D. 19	88	75	32.1	14	20	171	75-E-SS
Hose i.D. 25	103	100	36.7	20	25	284	100-E-SS
Hose i.D. 32	110	125	45.5	25	32	442	125-E-SS
Hose i.D. 38	116	150	53.4	32	40	563	150-E-SS
Hose i.D. 50	146	200	63	43	50	812	200-E-SS
Hose i.D. 63	148	250	75.8	56	65	1186	250-E-SS
Hose i.D. 75	167	300	91.5	67	80	1815	300-E-SS
Hose i.D. 100	175	400	119.5	93	100	2945	400-E-SS



## Plugs with female thread and thread sealing ring (DIN EN 14 420-7 Form AF)

Thread connect.	L	Type-Size	ID	Passage	DN	Weight	Type No.
G 1/2 f	41	50	24.3	14	15	76	50-A-SS
G 3/4 f	42	75	32.1	22	20	171	75-A-SS
G 1 f	52	100	36.7	24	25	222	100-A-SS
G 1 1/4 f	58	125	45.5	29	32	386	125-A-SS
G 1 1/2 f	62	150	53.4	38	40	493	150-A-SS
G 2 f	71	200	63	51	50	644	200-A-SS
G 2 1/2 f	75	250	75.8	58	65	945	250-A-SS
G 3 f	79	300	91.5	74	80	1320	300-A-SS
G 4 f	81	400	119.5	97	100	2118	400-A-SS



## Plugs with male thread (DIN EN 14 420-7 Form FF)

Thread connect.	L	Type-Size	ID	Passage	DN	Weight	Type No.
R 1/2 m	49	50	24.3	14	15	103	50-F-SS
R 3/4 m	64	75	32.1	22	20	185	75-F-SS
R 1 m	72	100	36.7	24	25	258	100-F-SS
R 1 1/4 m	81	125	45.5	29	32	477	125-F-SS
R 1 1/2 m	82	150	53.4	38	40	565	150-F-SS
R 2 m	90	200	63	51	50	650	200-F-SS
R 2 1/2 m	105	250	75.8	58	65	1317	250-F-SS
R 3 m	104	300	91.5	74	80	1766	300-F-SS
R 4 m	114	400	119.5	97	100	2804	400-F-SS



## Dust Plugs (DIN EN 14 420-7 Form DP)

L	Type-Size	ID	DN	Weight	Type No.
36	50	24.3	15	73	50-DP-SS
39	75	32.1	20	93	75-DP-SS
46	100	36.7	25	139	100-DP-SS
55	125	45.5	32	260	125-DP-SS
57	150	53.4	40	335	150-DP-SS
60	200	63	50	441	200-DP-SS
66	250	75.8	65	657	250-DP-SS
66	300	91.5	80	804	300-DP-SS
68	400	119.5	100	1525	400-DP-SS



# Spare Parts for Kamlok Quick Couplings

DIN EN 14 420-7, US MIL-Norm C-27487

- Replacement seals, thread sealing rings, handles and chain

## Materials


- Sealing rings, thread sealing rings: see below
- Handle: Stainless Steel 1.4401
- Chain: Stainless Steel 1.4301

Max. Working Pressure	Temperature	Norm	Media
PN 16 bar	-40°C – + 95°C	MIL-C-27487/ DIN EN 14 420-7	Different

## Sealing Rings for Kamlok-Couplings


Material: NBR

Colour: black

L	D	Type-Size	D1	DN		Weight	Type No.
4	27	50	17.5	15	10	2	EDR-50-BU
5.5	35	75	22	20	10	4	EDR-75-BU
6.5	39	100	27	25	10	6	EDR-100-BU
6.5	49	125	34.5	32	10	8	EDR-125-BU
6.5	55	150	41	40	10	9	EDR-150-BU
6.5	66	200	51	50	10	12	EDR-200-BU
6.5	79	250	60	65	10	13	EDR-250-BU
6.5	95	300	76	80	10	15	EDR-300-BU
6.5	124	400	101	100	10	23	EDR-400-BU

## Thread Sealing Rings for female thread parts according to DIN EN 14 420-5 or 14 420-7


Material: PTFE

L	D	Type-Size	D1		Weight	Type No.
2	21	50	15	10	1	GDR-50-PTFE
2	26	75	18	10	1	GDR-75-PTFE
2	33	100	23	10	2	GDR-100-PTFE
2	42	125	32	10	2	GDR-125-PTFE
2	48	150	38	10	3	GDR-150-PTFE
2	60	200	49	10	3	GDR-200-PTFE
2	76	250	63	10	4	GDR-250-PTFE
2	88	300	77	10	5	GDR-300-PTFE
2	114	400	100	10	6	GDR-400-PTFE


Sealing Rings made of PTFE for female thread fittings made of stainless steel


Sealing Rings made of PUR for female thread fittings made of brass

## Handle with safety ring and slotted pin for stainless steel Kamlok-Couplings

Type-Size		Weight	Type No.
50-75	10	19	KAH 1
100	10	29	KAH 2
125, 150, 200, 250	10	68	KAH 3
300, 400	10	110	KAH 4

## Chain made of stainless steel for Dust Caps and Plugs

L		Weight	Type No.
200	10	7	EKMV-K



# Spare Parts for Kamlok Quick Couplings

DIN EN 14 420-7, US MIL-Norm C-27487

Hypalon		EPDM		FKM		Teflon-packed (U-form) with EPDM-core
Colour:	blue	Colour:	beige	Colour:	green	
Type No.	Type No.	Type No.	Type No.	Type No.	Type No.	
EDR-50-HYP*	EDR-50-EPDM* <sup>1</sup>	EDR-50-FPM*	-	-	-	
EDR-75-HYP	EDR-75-EPDM <sup>1</sup>	EDR-75-FPM	EDR-75-EPPT			10
EDR-100-HYP	EDR-100-EPDM <sup>1</sup>	EDR-100-FPM	EDR-100-EPPT			10
EDR-125-HYP	EDR-125-EPDM <sup>1</sup>	EDR-125-FPM	EDR-125-EPPT			10
EDR-150-HYP	EDR-150-EPDM <sup>1</sup>	EDR-150-FPM	EDR-150-EPPT			10
EDR-200-HYP	EDR-200-EPDM <sup>1</sup>	EDR-200-FPM	EDR-200-EPPT			10
EDR-250-HYP*	EDR-250-EPDM*	EDR-250-FPM*	EDR-250-EPPT			10
EDR-300-HYP	EDR-300-EPDM	EDR-300-FPM	EDR-300-EPPT			10
EDR-400-HYP*	EDR-400-EPDM*	EDR-400-FPM*	EDR-400-EPPT			10

\*black with colour coding

<sup>1</sup> food resistant according to FDA 177.2600 cfr 21

PUR	
Type No.	
GDR-50-PUR	
GDR-75-PUR	
GDR-100-PUR	
GDR-125-PUR	
GDR-150-PUR	
GDR-200-PUR	
GDR-250-PUR	
-	
-	