

Kamlok Quick Couplings

DIN EN 14 420-7, MIL-C-27487 made of Stainless Steel 1.4401

- High-quality, robust couplings according to US-Mil.-Standard (MIL-C-27487) or DIN EN 14 420-7 (former DIN 2828) made of stainless steel 1.4401
- Interchangeable with common worldwide used types
- Female threads with thread sealing ring made of PTFE
- Seals made of NBR, Hypalon, EPDM and FKM, as well as handles and spare parts
- Couplings always come with handle securing and safety clips (steel zinc-plated)
- **Universal coupling for aggressive media (depending on mixture/ concentration) in chemical and petrochemical industry, steel and food industry, medical technology, shipbuilding or agriculture**
- **Current information about standards for DIN EN 14 420-7 (page 335)**


Materials

- Female part, male part, handle: Stainless Steel 1.4401
- Seals: NBR

| Max. Working Pressure | Temperature | Thread | Norm | Media | |
|-----------------------|---------------|------------------------|------------------------------|-----------|---|
| PN 16 bar | -40°C – +95°C | ISO 228 / DIN EN 10226 | MIL-C-27487/ DIN EN 14 420-7 | Different | 1 |


Couplings with hose stem (MIL-C-27487)

| Hose connect. | L | B | Type-Size | ID | Passage | DN | System | Weight | Type No. |
|---------------|-----|-----|-----------|-------|---------|-----|----------------------------|--------|-------------|
| Hose i.D. 13 | 86 | 40 | 50 | 24.5 | 8 | 15 | one handle w/o safety clip | 150 | 50-C-SS-BU |
| Hose i.D. 19 | 82 | 63 | 75 | 32.4 | 14 | 20 | two handles w safety clip | 238 | 75-C-SS-BU |
| Hose i.D. 25 | 97 | 72 | 100 | 37.3 | 20 | 25 | two handles w safety clip | 358 | 100-C-SS-BU |
| Hose i.D. 32 | 108 | 83 | 125 | 46 | 25.5 | 32 | two handles w safety clip | 600 | 125-C-SS-BU |
| Hose i.D. 38 | 112 | 90 | 150 | 54 | 32 | 40 | two handles w safety clip | 723 | 150-C-SS-BU |
| Hose i.D. 50 | 130 | 102 | 200 | 63.8 | 44 | 50 | two handles w safety clip | 846 | 200-C-SS-BU |
| Hose i.D. 63 | 136 | 119 | 250 | 76.5 | 56.5 | 65 | two handles w safety clip | 1214 | 250-C-SS-BU |
| Hose i.D. 75 | 162 | 135 | 300 | 92.2 | 75 | 80 | two handles w safety clip | 1834 | 300-C-SS-BU |
| Hose i.D. 100 | 163 | 174 | 400 | 120.3 | 95 | 100 | two handles w safety clip | 3045 | 400-C-SS-BU |




Couplings with female thread and thread sealing ring (DIN EN 14 420-7 Form DF)

| Thread connect. | L | B | Type-Size | ID | Passage | DN | System | Weight | Type No. |
|-----------------|----|-----|-----------|-------|---------|-----|----------------------------|--------|-------------|
| G 1/2 f | 45 | 40 | 50 | 24.5 | 15 | 15 | one handle w/o safety clip | 147 | 50-D-SS-BU |
| G 3/4 f | 51 | 63 | 75 | 32.4 | 17.5 | 20 | two handles w safety clip | 265 | 75-D-SS-BU |
| G 1 f | 62 | 72 | 100 | 37.3 | 23 | 25 | two handles w safety clip | 398 | 100-D-SS-BU |
| G 1 1/4 f | 70 | 83 | 125 | 46 | 31 | 32 | two handles w safety clip | 773 | 125-D-SS-BU |
| G 1 1/2 f | 71 | 90 | 150 | 54 | 37 | 40 | two handles w safety clip | 817 | 150-D-SS-BU |
| G 2 f | 78 | 102 | 200 | 63.8 | 47 | 50 | two handles w safety clip | 880 | 200-D-SS-BU |
| G 2 1/2 f | 77 | 119 | 250 | 76.5 | 62 | 65 | two handles w safety clip | 1221 | 250-D-SS-BU |
| G 3 f | 91 | 135 | 300 | 92.2 | 75 | 80 | two handles w safety clip | 1802 | 300-D-SS-BU |
| G 4 f | 85 | 174 | 400 | 120.3 | 103 | 100 | two handles w safety clip | 2354 | 400-D-SS-BU |




Couplings with male thread (DIN EN 14 420-7 Form BF)

| Thread connect. | L | B | Type-Size | ID | Passage | DN | System | Weight | Type No. |
|-----------------|----|-----|-----------|-------|---------|-----|----------------------------|--------|-------------|
| R 1/2 m | 47 | 40 | 50 | 24.5 | 14 | 15 | one handle w/o safety clip | 130 | 50-B-SS-BU |
| R 3/4 m | 54 | 63 | 75 | 32.4 | 19 | 20 | two handles w safety clip | 233 | 75-B-SS-BU |
| R 1 m | 64 | 72 | 100 | 37.3 | 25 | 25 | two handles w safety clip | 343 | 100-B-SS-BU |
| R 1 1/4 m | 70 | 83 | 125 | 46 | 32 | 32 | two handles w safety clip | 592 | 125-B-SS-BU |
| R 1 1/2 m | 71 | 90 | 150 | 54 | 38 | 40 | two handles w safety clip | 694 | 150-B-SS-BU |
| R 2 m | 77 | 102 | 200 | 63.8 | 51 | 50 | two handles w safety clip | 708 | 200-B-SS-BU |
| R 2 1/2 m | 85 | 119 | 250 | 76.5 | 63 | 65 | two handles w safety clip | 1007 | 250-B-SS-BU |
| R 3 m | 95 | 135 | 300 | 92.2 | 75 | 80 | two handles w safety clip | 1438 | 300-B-SS-BU |
| R 4 m | 90 | 174 | 400 | 120.3 | 102 | 100 | two handles w safety clip | 1988 | 400-B-SS-BU |



Dust cap (DIN EN 14 420-7 Form DC)

| L | B | Type-Size | ID | DN | System | Weight | Type No. |
|----|-----|-----------|-------|-----|----------------------------|--------|--------------|
| 42 | 40 | 50 | 24.5 | 15 | one handle w/o safety clip | 123 | 50-DC-SS-BU |
| 42 | 63 | 75 | 32.4 | 20 | two handles w safety clip | 183 | 75-DC-SS-BU |
| 49 | 72 | 100 | 37.3 | 25 | two handles w safety clip | 274 | 100-DC-SS-BU |
| 57 | 83 | 125 | 46 | 32 | two handles w safety clip | 493 | 125-DC-SS-BU |
| 59 | 90 | 150 | 54 | 40 | two handles w safety clip | 559 | 150-DC-SS-BU |
| 63 | 102 | 200 | 63.8 | 50 | two handles w safety clip | 756 | 200-DC-SS-BU |
| 67 | 119 | 250 | 76.5 | 65 | two handles w safety clip | 897 | 250-DC-SS-BU |
| 70 | 135 | 300 | 92.2 | 80 | two handles w safety clip | 1296 | 300-DC-SS-BU |
| 70 | 174 | 400 | 120.3 | 100 | two handles w safety clip | 1898 | 400-DC-SS-BU |



Kamlok Quick Plugs

made of Stainless Steel 1.4401

Plugs with hose stem (MIL-C-27487)

| Hose connect. | L | Type-Size | ID | Passage | DN | Weight | Type No. |
|---------------|-----|-----------|-------|---------|-----|--------|----------|
| Hose i.D. 13 | 87 | 50 | 24.3 | 8 | 15 | 120 | 50-E-SS |
| Hose i.D. 19 | 88 | 75 | 32.1 | 14 | 20 | 171 | 75-E-SS |
| Hose i.D. 25 | 103 | 100 | 36.7 | 20 | 25 | 284 | 100-E-SS |
| Hose i.D. 32 | 110 | 125 | 45.5 | 25 | 32 | 442 | 125-E-SS |
| Hose i.D. 38 | 116 | 150 | 53.4 | 32 | 40 | 563 | 150-E-SS |
| Hose i.D. 50 | 146 | 200 | 63 | 43 | 50 | 812 | 200-E-SS |
| Hose i.D. 63 | 148 | 250 | 75.8 | 56 | 65 | 1186 | 250-E-SS |
| Hose i.D. 75 | 167 | 300 | 91.5 | 67 | 80 | 1815 | 300-E-SS |
| Hose i.D. 100 | 175 | 400 | 119.5 | 93 | 100 | 2945 | 400-E-SS |



Plugs with female thread and thread sealing ring (DIN EN 14 420-7 Form AF)

| Thread connect. | L | Type-Size | ID | Passage | DN | Weight | Type No. |
|-----------------|----|-----------|-------|---------|-----|--------|----------|
| G 1/2 f | 41 | 50 | 24.3 | 14 | 15 | 76 | 50-A-SS |
| G 3/4 f | 42 | 75 | 32.1 | 22 | 20 | 171 | 75-A-SS |
| G 1 f | 52 | 100 | 36.7 | 24 | 25 | 222 | 100-A-SS |
| G 1 1/4 f | 58 | 125 | 45.5 | 29 | 32 | 386 | 125-A-SS |
| G 1 1/2 f | 62 | 150 | 53.4 | 38 | 40 | 493 | 150-A-SS |
| G 2 f | 71 | 200 | 63 | 51 | 50 | 644 | 200-A-SS |
| G 2 1/2 f | 75 | 250 | 75.8 | 58 | 65 | 945 | 250-A-SS |
| G 3 f | 79 | 300 | 91.5 | 74 | 80 | 1320 | 300-A-SS |
| G 4 f | 81 | 400 | 119.5 | 97 | 100 | 2118 | 400-A-SS |



Plugs with male thread (DIN EN 14 420-7 Form FF)

| Thread connect. | L | Type-Size | ID | Passage | DN | Weight | Type No. |
|-----------------|-----|-----------|-------|---------|-----|--------|----------|
| R 1/2 m | 49 | 50 | 24.3 | 14 | 15 | 103 | 50-F-SS |
| R 3/4 m | 64 | 75 | 32.1 | 22 | 20 | 185 | 75-F-SS |
| R 1 m | 72 | 100 | 36.7 | 24 | 25 | 258 | 100-F-SS |
| R 1 1/4 m | 81 | 125 | 45.5 | 29 | 32 | 477 | 125-F-SS |
| R 1 1/2 m | 82 | 150 | 53.4 | 38 | 40 | 565 | 150-F-SS |
| R 2 m | 90 | 200 | 63 | 51 | 50 | 650 | 200-F-SS |
| R 2 1/2 m | 105 | 250 | 75.8 | 58 | 65 | 1317 | 250-F-SS |
| R 3 m | 104 | 300 | 91.5 | 74 | 80 | 1766 | 300-F-SS |
| R 4 m | 114 | 400 | 119.5 | 97 | 100 | 2804 | 400-F-SS |



Dust Plugs (DIN EN 14 420-7 Form DP)

| L | Type-Size | ID | DN | Weight | Type No. |
|----|-----------|-------|-----|--------|-----------|
| 36 | 50 | 24.3 | 15 | 73 | 50-DP-SS |
| 39 | 75 | 32.1 | 20 | 93 | 75-DP-SS |
| 46 | 100 | 36.7 | 25 | 139 | 100-DP-SS |
| 55 | 125 | 45.5 | 32 | 260 | 125-DP-SS |
| 57 | 150 | 53.4 | 40 | 335 | 150-DP-SS |
| 60 | 200 | 63 | 50 | 441 | 200-DP-SS |
| 66 | 250 | 75.8 | 65 | 657 | 250-DP-SS |
| 66 | 300 | 91.5 | 80 | 804 | 300-DP-SS |
| 68 | 400 | 119.5 | 100 | 1525 | 400-DP-SS |



Spare Parts for Kamlok Quick Couplings

DIN EN 14 420-7, US MIL-Norm C-27487

- Replacement seals, thread sealing rings, handles and chain

Materials


- Sealing rings, thread sealing rings: see below
- Handle: Stainless Steel 1.4401
- Chain: Stainless Steel 1.4301

| Max. Working Pressure | Temperature | Norm | Media |
|-----------------------|----------------|------------------------------|-----------|
| PN 16 bar | -40°C – + 95°C | MIL-C-27487/ DIN EN 14 420-7 | Different |

Sealing Rings for Kamlok-Couplings


Material: NBR

Colour: black

| L | D | Type-Size | D1 | DN |  | Weight | Type No. |
|-----|-----|-----------|------|-----|---|--------|------------|
| 4 | 27 | 50 | 17.5 | 15 | 10 | 2 | EDR-50-BU |
| 5.5 | 35 | 75 | 22 | 20 | 10 | 4 | EDR-75-BU |
| 6.5 | 39 | 100 | 27 | 25 | 10 | 6 | EDR-100-BU |
| 6.5 | 49 | 125 | 34.5 | 32 | 10 | 8 | EDR-125-BU |
| 6.5 | 55 | 150 | 41 | 40 | 10 | 9 | EDR-150-BU |
| 6.5 | 66 | 200 | 51 | 50 | 10 | 12 | EDR-200-BU |
| 6.5 | 79 | 250 | 60 | 65 | 10 | 13 | EDR-250-BU |
| 6.5 | 95 | 300 | 76 | 80 | 10 | 15 | EDR-300-BU |
| 6.5 | 124 | 400 | 101 | 100 | 10 | 23 | EDR-400-BU |

Thread Sealing Rings for female thread parts according to DIN EN 14 420-5 or 14 420-7


Material: PTFE

| L | D | Type-Size | D1 |  | Weight | Type No. |
|---|-----|-----------|-----|---|--------|--------------|
| 2 | 21 | 50 | 15 | 10 | 1 | GDR-50-PTFE |
| 2 | 26 | 75 | 18 | 10 | 1 | GDR-75-PTFE |
| 2 | 33 | 100 | 23 | 10 | 2 | GDR-100-PTFE |
| 2 | 42 | 125 | 32 | 10 | 2 | GDR-125-PTFE |
| 2 | 48 | 150 | 38 | 10 | 3 | GDR-150-PTFE |
| 2 | 60 | 200 | 49 | 10 | 3 | GDR-200-PTFE |
| 2 | 76 | 250 | 63 | 10 | 4 | GDR-250-PTFE |
| 2 | 88 | 300 | 77 | 10 | 5 | GDR-300-PTFE |
| 2 | 114 | 400 | 100 | 10 | 6 | GDR-400-PTFE |


Sealing Rings made of PTFE for female thread fittings made of stainless steel


Sealing Rings made of PUR for female thread fittings made of brass

Handle with safety ring and slotted pin for stainless steel Kamlok-Couplings

| Type-Size |  | Weight | Type No. |
|--------------------|---|--------|----------|
| 50-75 | 10 | 19 | KAH 1 |
| 100 | 10 | 29 | KAH 2 |
| 125, 150, 200, 250 | 10 | 68 | KAH 3 |
| 300, 400 | 10 | 110 | KAH 4 |

Chain made of stainless steel for Dust Caps and Plugs

| L |  | Weight | Type No. |
|-----|---|--------|----------|
| 200 | 10 | 7 | EKMV-K |



Spare Parts for Kamlok Quick Couplings

DIN EN 14 420-7, US MIL-Norm C-27487

| Hypalon | | EPDM | | FKM | | Teflon-packed (U-form) with EPDM-core |
|--------------|---------------------------|--------------|--------------|----------|----------|---|
| Colour: | blue | Colour: | beige | Colour: | green | |
| Type No. | Type No. | Type No. | Type No. | Type No. | Type No. | |
| EDR-50-HYP* | EDR-50-EPDM* ¹ | EDR-50-FPM* | - | - | - | |
| EDR-75-HYP | EDR-75-EPDM ¹ | EDR-75-FPM | EDR-75-EPPT | | | 10 |
| EDR-100-HYP | EDR-100-EPDM ¹ | EDR-100-FPM | EDR-100-EPPT | | | 10 |
| EDR-125-HYP | EDR-125-EPDM ¹ | EDR-125-FPM | EDR-125-EPPT | | | 10 |
| EDR-150-HYP | EDR-150-EPDM ¹ | EDR-150-FPM | EDR-150-EPPT | | | 10 |
| EDR-200-HYP | EDR-200-EPDM ¹ | EDR-200-FPM | EDR-200-EPPT | | | 10 |
| EDR-250-HYP* | EDR-250-EPDM* | EDR-250-FPM* | EDR-250-EPPT | | | 10 |
| EDR-300-HYP | EDR-300-EPDM | EDR-300-FPM | EDR-300-EPPT | | | 10 |
| EDR-400-HYP* | EDR-400-EPDM* | EDR-400-FPM* | EDR-400-EPPT | | | 10 |

*black with colour coding

¹ food resistant according to FDA 177.2600 cfr 21

| PUR | |
|-------------|--|
| Type No. | |
| GDR-50-PUR | |
| GDR-75-PUR | |
| GDR-100-PUR | |
| GDR-125-PUR | |
| GDR-150-PUR | |
| GDR-200-PUR | |
| GDR-250-PUR | |
| - | |
| - | |