



# ENCLOSED IN PAINTED STEEL with **ABS** spool



ATEX directive  
II 3 GD c X

Series 450

cover in  
painted steel

ABS shock  
proof drum

Supplied with:  
- hoses in black synthetic rubber  
- zinc plated steel couplings



FIXED support

Article

Hose supplied

Connection

inlet

outlet

**Air - Water 20 bar**

- bras swivel joint  
- "Viton®" seals

9450.100

9450.101

9450.102

9450.103

9450.104

without hose

F1/2"G

F1/2"G

12m - 3/8" (995.212)

F1/2"G

M3/8"G

18m - 3/8" (995.218)

F1/2"G

M3/8"G

10m - 1/2" (996.210)

F1/2"G

M1/2"G

15m - 1/2" (996.215)

F1/2"G

M1/2"G

**Oil and similar products 150 bar**

- carbon steel swivel joint  
- "polyurethane" seals

9450.400

9450.401

9450.402

without hose

F1/2"G

F1/2"G

10m - 1/2" (996.310)

F1/2"G

M1/2"G

15m - 1/2" (996.315)

F1/2"G

M1/2"G

**Grease 400 bar**

- carbon steel swivel joint  
- "polyurethane" seals

9450.500 \*

9450.501

9450.502

9450.505

9450.506

without hose

F3/8"G

F1/2"G

12m - 1/4" (993.512)

F3/8"G

M1/4"G

18m - 1/4" (993.518)

F3/8"G

M1/4"G

10m - 3/8" (995.710)

F3/8"G

M1/4"G

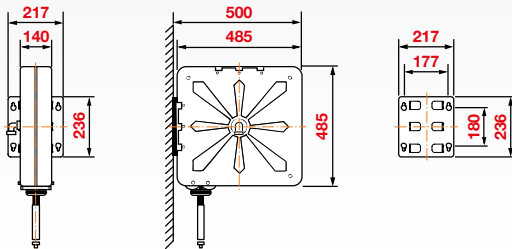
15m - 3/8" (995.715)

F3/8"G

M1/4"G

\* 600 bar

## FIXED OVERALL DIMENSIONS



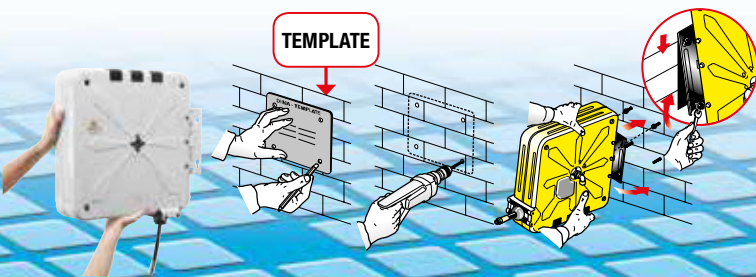
N°1 packing m³ 0,111 from 20 to 29 kg

## FIXED HOSE REELS INSTALLATION

The quick coupling support is equipped with 4 slot holes that allow an easy and safe installation of the hose reels.

The **template** supplied facilitates drilling of the holes and there fore hose reels fixing.

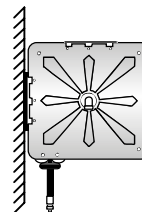
TEMPLATE



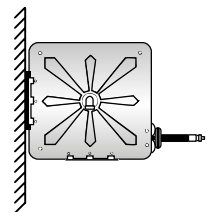
## HOSE REELS INSTALLATION

Example of installation: the hose reels can be easily repositioned according to needs

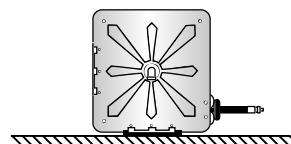
Standard installation



Wall installation



Bench installation



Ceiling installation

