

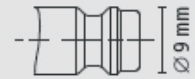
Mini Quick Connect Couplings double shut-off Series ESM

- Mini one-hand quick connect couplings made of brass MS 58 plain or nickel-plated
- Double shut-off to avoid leakage of media during disconnection
- Robust, safe and reliable
- Attention: Couplings can be connected with straight through plugs DN 5, double shut-off plugs cannot be connected with single shut-off couplings DN 5
- Several fields of application, above all for liquid media in construction, control technology switchboard cooling etc.

Materials

- Body, sleeve, valve body, valve, plug: Brass MS 58 plain or nickel-plated
- Spring, retaining ring: Stainless steel 1.4310
- Balls: Stainless steel 1.3541
- O-rings: Buna N - extra charge for EPDM and FKM sealing rings

DN5



Plug Profile (original size)


Also in
Stainless Steel
Series ESME
page 289

Max. Working Pressure	Temperature	DN	Thread	Flow Capacity	Operation	Type of valve	Media	Area	
PN 35 bar	-20°C – +100°C	5	ISO 228 / DIN 13	330 l/min	One-hand	double shut-off	Air a.o.	Europe	10

Couplings with male thread


Thread connection	L	SW	D	L1	Weight	Type No. n. plated	Type No. plain
G 1/8 m	37	14	16	7	27	ESMN 18 AAB	ESM 18 AAB
G 1/4 m	38	17	16	9	36	ESMN 14 AAB	ESM 14 AAB
G 3/8 m	38	19	16	9	43	ESMN 38 AAB	ESM 38 AAB
M 10x1 m	37	14	16	7	35	ESMN 101 AAB	ESM 101 AAB
M 12x1.5 m	39	17	16	10	37	ESMN 121 AAB	ESM 121 AAB
M 14x1.5 m	39	17	16	10	37	ESMN 141 AAB	ESM 141 AAB

Male thread sealing with PVC-packing rings type HPD (☺ page 231)



Couplings with female thread

Thread connection	L	SW	D	L1	Weight	Type No. n. plated	Type No. plain
G 1/8 f	37	14	16	9	32	ESMN 18 IAB	ESM 18 IAB
G 1/4 f	38	17	16	9	38	ESMN 14 IAB	ESM 14 IAB
G 3/8 f	39.5	19	16	10.5	39	ESMN 38 IAB	ESM 38 IAB
M 10x1 f	38	14	16	9	34	ESMN 101 IAB	ESM 101 IAB
M 12x1.5 f	38	17	16	9	39	ESMN 121 IAB	ESM 121 IAB
M 14x1.5 f	38	17	16	9	37	ESMN 141 IAB	ESM 141 IAB



Couplings with hose barb


Hose connection	L	SW	D	L1	Weight	Type No. n. plated	Type No. plain
Hose I.D. 4	46	14	16	17	27	ESMN 4 TAB	ESM 4 TAB
Hose I.D. 5	46	14	16	17	27	ESMN 5 TAB	ESM 5 TAB
Hose I.D. 6	46	14	16	17	27	ESMN 6 TAB	ESM 6 TAB
Hose I.D. 8	46	14	16	17	29	ESMN 8 TAB	ESM 8 TAB
Hose I.D. 9	46	14	16	17	29	ESMN 9 TAB	ESM 9 TAB

For hose clips type ZOS (☺ page 414), type HS (☺ page 415) or crimping ferrules type LPH (☺ page 418)




Couplings with squeeze nut

Hose connection	L	SW	D	SW1	Weight	Type No. n. plated	Type No. plain
Hose 4x6	43	14	16	12	32	ESMN 4 TQAB	ESM 4 TQAB
Hose 6x8	43	14	16	14	34	ESMN 6 TQAB	ESM 6 TQAB



Couplings with squeeze nut and spring guard


Hose connection	L	SW	D	SW1	Weight	Type No. n. plated	Type No. plain
Hose 4x6	120	14	16	12	39	ESMN 4 TQFAB	ESM 4 TQFAB
Hose 6x8	130	14	16	14	44	ESMN 6 TQFAB	ESM 6 TQFAB



Couplings with bulkhead screwing

Hose connection	L	SW	D	L1	L2	SW1	G	Weight	Type No. n. plated	Type No. plain
Hose I.D. 4	60	14	16	17	14	14	M 10x1 m	40	ESMN 4 TSVAB	ESM 4 TSVAB
Hose I.D. 6	60	17	16	17	14	17	M 12x1 m	45	ESMN 6 TSVAB	ESM 6 TSVAB
Hose I.D. 9	60	17	16	17	14	19	M 12x1 m	47	ESMN 9 TSVAB	ESM 9 TSVAB

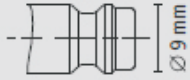
For hose clips type ZOS (☺ page 414), type HS (☺ page 415) or crimping ferrules type LPH (☺ page 418)




Mini Quick Connect Couplings

Series ESM double shut-off

DN5




Plug Profile (original size)



Plugs with male thread


Thread connection	L	SW	L1	L2	Weight	NEW! Type No. n. plated	Type No. plain
G 1/8 m	40	13	7	14	26	ESMN 18 NAAB	ESM 18 NAAB
G 1/4 m	42	17	9	14	35	ESMN 14 NAAB	ESM 14 NAAB
G 3/8 m	42	19	9	14	42	ESMN 38 NAAB	ESM 38 NAAB
M 12x1.5 m	44	17	10	14	35	ESMN 121 NAAB	ESM 121 NAAB
M 14x1.5 m	44	17	10	14	36	ESMN 141 NAAB	ESM 141 NAAB

Male thread sealing with PVC-packing rings type HPD (☉ page 231)



Plugs with female thread


Thread connection	L	SW	L1	L2	Weight	NEW! Type No. n. plated	Type No. plain
G 1/8 f	42	13	9	14	28	ESMN 18 NIAB	ESM 18 NIAB
G 1/4 f	42	17	10	14	38	ESMN 14 NIAB	ESM 14 NIAB
G 3/8 f	43.5	19	10.5	14	38	ESMN 38 NIAB	ESM 38 NIAB
M 12x1.5 f	42	17	9	14	37	ESMN 121 NIAB	ESM 121 NIAB
M 14x1.5 f	42	17	9	14	38	ESMN 141 NIAB	ESM 141 NIAB



Plugs with hose barb


Hose connection	L	SW	L1	L2	Weight	NEW! Type No. n. plated	Type No. plain
Hose i.D. 4	50	14	17	14	23	ESMN 4 SAB	ESM 4 SAB
Hose i.D. 6	50	14	17	14	23	ESMN 6 SAB	ESM 6 SAB
Hose i.D. 8	50	14	17	14	25	ESMN 8 SAB	ESM 8 SAB
Hose i.D. 9	50	14	17	14	25	ESMN 9 SAB	ESM 9 SAB

For hose clips type ZOS (☉ page 414), type HS (☉ page 415) or crimping ferrules type LPH (☉ page 418)




Plugs with squeeze nut

Hose connection	L	SW	L1	SW1	Weight	NEW! Type No. n. plated	Type No. plain
Hose 4x6	47	14	14	12	32	ESMN 4 SQAB	ESM 4 SQAB
Hose 6x8	47	14	14	14	32	ESMN 6 SQAB	ESM 6 SQAB



Plugs with squeeze nut and spring guard

Hose connection	L	SW	L1	SW1	Weight	NEW! Type No. n. plated	Type No. plain
Hose 4x6	135	14	14	12	40	ESMN 4 SQFAB	ESM 4 SQFAB
Hose 6x8	135	14	14	14	42	ESMN 6 SQFAB	ESM 6 SQFAB



Plugs with bulkhead screwing

Hose connection	L	SW	L1	L2	L3	SW1	G	Weight	NEW! Type No. n. plated	Type No. plain
Hose i.D. 4	64	14	14	14	17	14	M 10x1 m	45	ESMN 4 SSVAB	ESM 4 SSVAB
Hose i.D. 6	64	14	14	14	17	17	M 12x1 m	45	ESMN 6 SSVAB	ESM 6 SSVAB
Hose i.D. 9	64	14	14	14	17	19	M 12x1 m	45	ESMN 9 SSVAB	ESM 9 SSVAB

For hose clips type ZOS (☉ page 414), type HS (☉ page 415) or crimping ferrules type LPH (☉ page 418)