

Paladin & Infinity Petroleum Drop Hose



Procedure for extracting the grounding wire for electrical continuity

As part of commitment to continuous improvement, the procedure for exposing the grounding wire has been simplified by introducing a coated galvanized wire in the PVC helix in both the Paladin and the Infinity hoses.

Step 1- Cut hose to length/ PVC rod



Use a knife to the hose to the desired length. Using a wire cutter cut the PVC helix away from the hose end.



Step 2- Exposing grounding



Using a carving knife, separate approximately 1-to 1-1/2" of rod from the carcass. Note: hold the knife with both ends to prevent injuries.


Step 3- PVC stripping




To strip the PVC, use wire cutters and partially cut the PVC to half depth. Fold the tip of PVC rod back and forth then pull on it to expose the static wire.



Step 4- Positioning the grounding wire



Once the wire is exposed, remove any excess wire. Bend the wire toward liner side and insert the stem.



Infinity double PVC helix/double

