

## INFORMATION

COMPOTEC® hose's Max Working Pressures are indicated on every hose.

Check the technical data sheet related to the purchased hose. Double check on Certificate of Conformity and in our catalogue. In the event of an hose leak, the operator must immediately move away from the equipment, and immediately contact our offices for assistance.

COMPOTEC® hose can be used to carry dangerous liquids and flammable products, but should not be used for Gases in dangerous concentrations. Specific types are manufactured for Gas transfer.

Please check that both, equipment and hose are correctly grounded (earthed). Before use, please check and where necessary restore the ground (earth) connection of the hose. The hose installation must be protected from lightning.

Before using COMPOTEC® hose in the presence of radioactive substances please prior ask specific authorization from the technical department at MATEC Group. Some chemicals may generate exothermic reaction (chemical reaction that release energy by light or heat). Before using COMPOTEC® hose to carry such chemicals, ask specific authorization from the technical department at MATEC Group.

If you don't receive the necessary technical information for the correct classification of hose in compliance with "PED Directive 97/23/CE", the hose must only be used for non-hazardous fluid at ambient temperature.

## CLEANINGS OF COMPOTEC® HOSES

Care must be taken when cleaning with hot water or steam or water-jet machines, not to exceed the maximum working temperature of the hose and avoid any damage to the inner layers.

As regards cleaning, the method that can be used depends upon service, location and hose type.

Flushing out is adequate in most situation using a variety of fluids e.g. clean water, hot water, sea water, detergents and solvents at ambient temperature.

If seawater is used the hose must be well drained after cleaning, to minimize corrosion.

Care must be taken that the maximum temperature of the hose is not exceeded. Steam lances should not be used.

Compressed air may be used on open ended polypropylene lined hoses, but is not recommended on PTFE lined hoses.

Polypropylene hoses can be cleaned with "loose" steam (i.e. at no pressure, 1 Bar = 99°C), taking care not using lances.

PTFE lined hoses can be cleaned at higher temperatures (up to 160°C) taking care that the PTFE lining is much more delicate than Polypropylene, so we do not recommend using air or water or steam at high pressure with this type of hoses to not compromise integrity if inner layer.

Mechanical methods of cleaning must not be used e.g. pigging.

It is important that the hose is electrically earthed during cleaning operations, to avoid build up of static charge.

## LENGHT DETAILS













A characteristic of composite hose is elongation. This characteristic should not be used solely as an assessment of the condition of the hose or an indication of failure. For applications where length in use is critical, this data should be advised to the manufacturer. The length of hose should be the OAL including the end fittings. OAL measurements should be from flange face to flange face, seat to seat, end of threads to end of threads, etc.

In the as fabricated condition, after testing, the overall length, (OAL), should be within +5% -2% of the OAL.

**MATEC WILL DO ITS BEST TO DELIVER THE MAXIMUM HOSE COIL LENGTH IN PRODUCTION, WITH NO SPLICE OR JOINTS, NEVERTHELESS TILL ONE JUNCTION ON THE COIL LENGTH WILL BE CONSIDERED AS ACCEPTABLE. PLEASE NOTE THAT DUE TO ITS NATURE, A COMPOSITE HOSE IS VERY FLEXIBLE AND THERE WILL BE A SPRING EFFECT DUE TO THE DOUBLE WIRE REINFORCEMENT HELIX.**

**PLEASE NOTE THAT THE HOSE HAS BEEN TIGHTLY COILED FOR SHIPMENT REASONS, AND CALCULATE AT LEAST A 5% OF TEMPORARY SHRINKAGE DUE TO THE COILING. SO PLEASE DEDUCT THIS 5% FROM THE HOSE LENGTH WHEN CUTTING AND BEFORE PREPARING THE FINAL ASSEMBLIES, SINCE ONCE YOU WILL TEST THE HOSE THIS SHRINKAGE WILL BE RECOVERED AND YOU RISK TO DELIVER A HOSE LONGER THAN REQUIRED.**



 <p>Fig. 1</p>	<p><b>TRACTION:</b> Do not use hose in tension (Fig. 1) Let it form a small bow (Fig. 2)</p>	 <p>Fig. 2</p>
 <p>Fig. 3</p>	<p><b>TORSION:</b> Hose is not manufactured to work in torsion (Fig. 3). During installation it is essential to ensure that the hose is not twisted. Let it follow an ideal lay-line (Fig. 4)</p>	 <p>Fig. 4</p>
 <p>Fig. 5</p>	<p><b>BENDING RADIUS:</b> Installation tighter than the minimum bending radius reduces the life of the hose considerably. Moreover it is necessary to avoid bending close to the end fittings. (Fig. 5 &amp; 6)</p>	 <p>Fig. 6</p>
 <p>Fig. 7</p>	<p><b>INSTALLATION:</b> The hoses must be supported to allow normal movement when under pressure (dimensional variations). Do not rest hose on sharp edges (Fig. 7). Take adequate precautions (Fig. 8).</p>	 <p>Fig. 8</p>
 <p>Fig. 9</p>	<p><b>INSTALLATION:</b> Do not support hoses with ropes or chains (Fig. 9). Flexible hose-supports or polyester slings are recommended (Fig. 10).</p>	 <p>Fig. 10</p>
 <p>Fig. 11</p>	<p><b>MAINTENANCE:</b> During regular checks, special attention must be paid to couplings and to the appearance of irregularities (Fig. 11) which can indicate deterioration of the hose.</p>	 <p>Fig. 12</p>

**MAINTENANCE:** Even when choice, storage and installation is carried out correctly, regular maintenance is necessary. Frequency of the latter is determined by use. After use, it is advisable to empty the hoses carefully and if necessary, clean thoroughly. We recommend in any case, that the hoses be checked and tested under pressure once a year.

**NORMS AND METHOD OF USE:** Prior to installation it is necessary to check the characteristics of the hose carefully to ensure that type, diameter and length conform to the required specifications. Moreover a visual check must be carried out to make sure that there are no obstructions, cuts, damaged cover or any other evident imperfections. Although the hoses are manufactured to guarantee exceptional resistance to abrasion, it is advisable to move them with care, avoiding knocks, dragging over abrasive surfaces or crushing.

**COMPOTEC®**